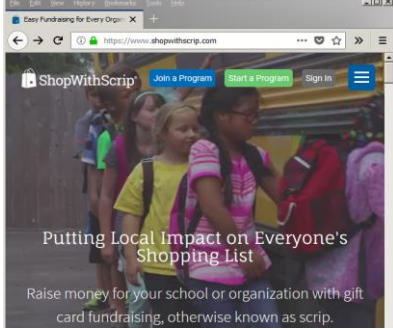
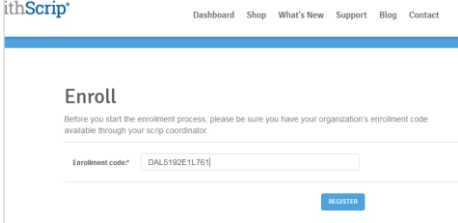
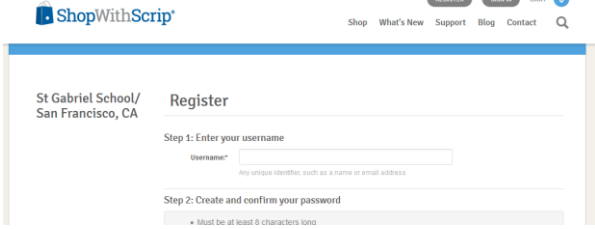

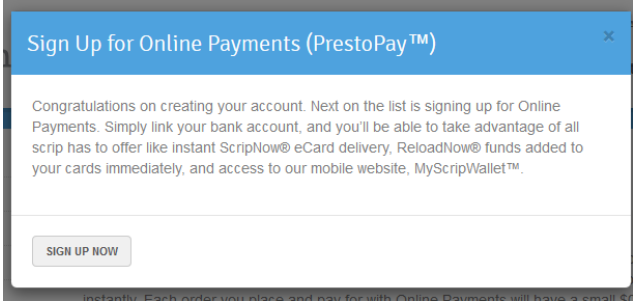


How to enroll in ShopWithScrip

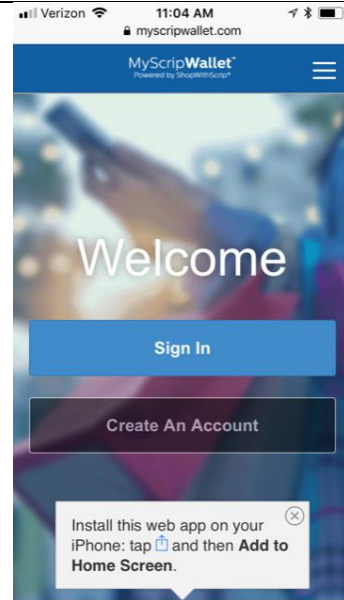
<p>Go to www.shopwithscrip.com</p> <p>Click on the “Join a Program” link</p>	
<p>Enter the enrollment code:</p> <p>Call school for code: 415-566-0314</p> <p>and click ‘Register’</p>	
<p>Choose a username (such as an email address) and enter your details</p>	
<p>Register your phone number as a security measure:</p>	
<p>Sign up for online payments. This means you will be able to purchase e-gift cards (for use online or in stores) and reload cards (Safeway, Arco, etc)</p> <p>ShopWithScrip links to your bank account.</p>	
	<p>Thank you for enrolling in Online Payments (PrestoPay™). We need a few days to finalize your account, so please check back in 1-2 business days to complete the setup process and create a PIN.</p>

MyScripWallet

MyScripWallet is not quite an app, but can be bookmarked to act like an app. It enables you to buy e-gift cards on the fly to pay at a store register.

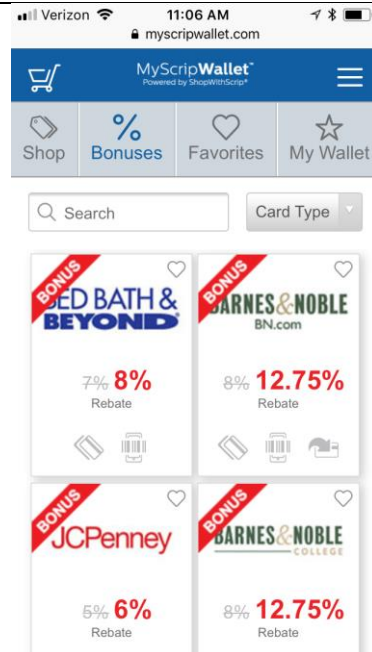
Go to MyScripWallet.com on your phone and sign in with your ShopWithScrip credentials.

Tap the bookmark icon, then “Add to Home Screen” so that MyScripWallet will appear similar to an app.



Select 'Shop' to purchase your e-gift card, or to reload a card.

Select 'Bonuses' to see which stores are offering a have a higher rebate.

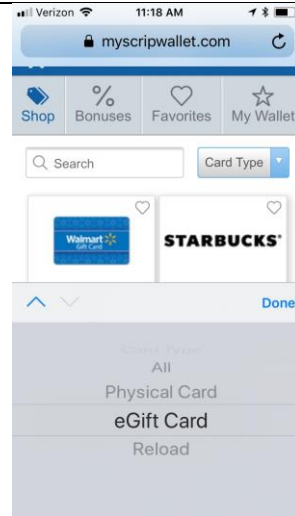


Select the 'Card Type' dropdown to select the type of card:

Physical Card – will be delivered to the Clinic

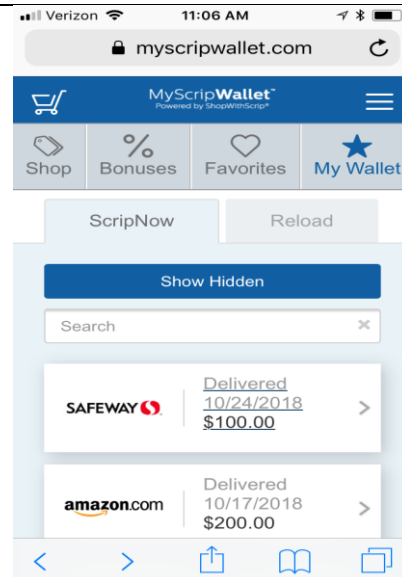
eGift Card – will be available for use immediately (NOTE: read the details. Safeway e-cards must be printed out)

Reload – only a physical card bought from the clinic can be reloaded



See your purchases in the 'My Wallet' tab.

Click on the purchase to show the cashier and pay with your eGift card, or to get the code to pay online.



Need help? Email: Scrip@sgsparents.com